

2024 Community Wood Smoke Reduction Program



The Bulkley Valley Lakes District Airshed Management Society (BVLD AMS) wants you to be warm, healthy and breathing clean air always!

We have **cash rebates and other resources** to help you:

- to move from an uncertified wood burning appliance to a qualified appliance
- to move from an old EPA certification to a 2021 EPA certification
- to upgrade or install a cleaner, more efficient eligible forms of heat
- to build a woodshed
- to find, harvest, season and store your wood
- to be aware of poor air quality alerts, venting indexes or bylaw or burning notices
- to build a cheap home air filter
- to buy, install, use or understand air quality sensors and readings
- to understand the health effects of poor air quality or your personal exposure

Our Partners:



cleanairplan.ca



Contact US: coordinator@cleanairplan.ca, cleanairplan.ca/blog, cleanairplan.ca

cash rebates

General Information:

1. Refunds are limited, first come, first serve.
2. Only 1 rebate per household, within the BVLD AMS service area.
3. Installations use WETT principles and follow Provincial or Municipal regulations.
4. We need a completed voucher or rebate form (page 5) including survey questions.
5. Learn ways to minimize negative health impacts from wood-burning with an [online wood smoke education course](#)
6. Learn more tips on how to operate wood stoves, season wood and more from [PG AIR on youtube](#)
7. Check out [our blog](#) for local news and updates on air quality.

6 Rebate Types Available:

1. Wood Burning Appliances: For removal of wood burning appliances that are non EPA certified or Not EPA current.

- This old unit must be recycled or decommissioned, some rules apply. Look at the ToDo chart.
- The new unit must meet current EPA standards and be installed.
- Pictures of the old and new units may be required.
- The list of qualified new units and their cash rebate value is:

Value of Rebate for each Appliance	For the BVLD Airshed	For First Nation Communities
Heat exchanger	\$1500.00	\$3000.00
Electric boiler	\$500.00	\$500.00
Geothermal System	\$500.00	\$500.00
Pellet stove	\$1500.00	\$2000.00
Pellet boiler	\$750.00	\$750.00
Wood boiler	\$750.00	\$750.00
Wood or pellet furnace	\$500.00	\$1000.00
Wood stove	\$600.00	\$1200.00
Wood or pellet fireplace inserts	\$300.00	\$300.00

2. Heat Pump Rebate: For Buildings that have a current EPA certified wood burning appliance and are adding a Heat Pump:

- Installing a new electric heat pump as a primary heating source means you can keep an existing EPA or CSA-certified wood stove to use as backup heating under certain conditions.
- The value of this rebate is the same as the above: \$2000 in the BVLD, \$3000 on Reserves.
- If you are keeping your wood burning appliance as back up please complete the voucher and sign the Pledge! (page 5-7)

3. Boiler Replacement:

- If you are replacing an existing outdoor wood or pellet boiler with a more efficient version you can qualify for a rebate of \$750.00.
- There is no rebate to purchase or install a boiler if you don't already have one.

4. Wood Shed Fund:

- \$250 cashback per residence, after the renovation.
- Please provide a before and after picture.
- Please allow us to use pictures on social media or elsewhere.
- Provide us with an invoice for firewood, materials, time and/or equipment.



5. Added incentives:

- Our incentives can be used in conjunction with other incentives or rebates.
- Other remodelling possibilities:








Added Efficiency

Value of Rebate	For the BVLD Airshed	For First Nation Communities
Electric Fireplace Inserts where there was an open hearth	\$400.00	\$400.00
Fireplace Inserts where there was an open hearth	\$300.00	\$300.00
New Geothermal Systems	\$500.00	\$500.00

6.Refer Your Neighbour

- Does your neighbour need help with their home and heating?
- Could your auntie use a new woodshed?
- Does someone you know badly need seasoned wood?
- Tell us about it, we can help.

To-Do:

	Steps
	Qualify: <ul style="list-style-type: none">- contact coordinator@cleanairplan.ca- get the voucher- tell us your plans so we can screen your request and give you an idea of the rebate value
	Shop: <ul style="list-style-type: none">- ask about manufacturer or retailer discounts- make sure the EPA certification is current- arranges building permits if necessary- Complete Section 1 in the voucher.
	Disposal: <ul style="list-style-type: none">- arrange disposal of old stove to a dealer or recycler- if disposing it yourself - decommission that stove first. These stoves are not meant to be reused or salvaged.<ol style="list-style-type: none">1) removal the door2) slam the flue collar3) send us a pic- Complete Part 3 of the voucher.
	Install: <ul style="list-style-type: none">- the order of these steps does not matter.- follow WETT principles or use WETT installers- Complete Part 2 of the voucher.
	Submit application: Make the pledge - this is optional. Complete the Survey and send it all in.
	We will email you to confirm receipt of the voucher but please be patient processing your cheque may take some time.
	Cash your Cheque

Did you know...

- the Building Permit Fee is waived in the Town of Smithers, value \$35
- building inspections in Smithers are no longer necessary if the appliance is Wood Energy Tech. Training, WETT inspected
- the Bulkley Valley Credit Union, BVCU still has zero interest loans for purchasing EPA certified appliances
- there are no landfill or recycling depot fees at any location in the airshed
- the BVL DAMS is a non profit society, responsible for implementing the [Clean Air Plan](#) of 2012 signed by Bulkley Valley and Lakes District stakeholders in clean air. Membership is free!

2024 **Community Wood Smoke Reduction Rebate Form**

coordinator@cleanairplan.ca, cleanairplan.ca/blog

Society Mail: BAG 5000, 3726 Alfred Avenue, Smithers, BC, V0J 2N0.

Mark to the attention of Ben Weinstein, Meteorologist, Ministry of the Environment.

Name of Resident: _____

Street Address, Town (location of appliance): _____

Mailing Address (where do you want rebate sent?)

Name, if different from above _____ Street: _____

City: _____ B.C. PC: _____ Phone: _____

E-Mail: _____

If this exchange takes place in a First Nation Community please tell us which

Community _____

Please name the Band: _____

Old Appliance Model Name: _____

Serial #: _____ Description: Solid Fuel/Boiler/Insert/Furnace/Fireplace

Current Appliance Fuel (choose 1): Pellet /Wood/Exchanger/Electric/Geothermal

Appliance Name and Model _____

Serial #: _____ Value of new unit \$ _____

Store Name: _____ Dealer's Invoice#: _____

Dealer signature verifies the new stove meets the 2021 Woodstove Exchange

Requirements and is EPA certified. Date _____

Signature _____

Installer signature verifies that the new stove is installed in accordance with Building Code requirements, WETT certification requirements or best practices.

Company Name: _____

Installer or Inspector Name: _____

Signature _____ Date _____

Recycler signature verifies that the old appliance has been destroyed and left with recyclers and cannot be used again for solid fuel. A dealer signature is acceptable. Doing it yourself? Call us first, we will also want a picture.

Decommissioned/Drop Date: _____

Recycler or Dealership Name: _____

Signature _____

2024 Survey Questions, this must be completed by all applicants.

You may choose multiple answers:

1. Why do you want to replace your old wood stove?
 - a. Concerned about wood smoke in my community
 - b. My old woodstove no longer works well
 - c. Concerned about indoor air quality
 - d. Safety concerns
 - e. Recommended by building inspection results
 - f. My old woodstove is not efficient enough
 - g. Want to heat my place with less effort
 - h. For cleanliness purpose
 - i. Others

2. How did you find information about the program?
 - a. Brochure or poster
 - b. In-store
 - c. Newspaper ads
 - d. Radio ads
 - e. Website or social media such as Facebook
 - f. Home inspectors or other qualified personnel
 - g. Others, please list them_____.

3. How often (approximately) did you use your original wood appliance in winter?
 - a. Less than 3 times/week
 - b. 3 to 5 times/week
 - c. More than 5 times/week
 - d. Primary heating source

4. How much wood (approximately) do you use in winter?
 - a. Less than half cord
 - b. Half cord to 1 cord
 - c. 1 cord to 2 cords
 - d. 2 cords to 4 cords
 - e. More than 4 cords

5. What is the total cost of your new appliance including installation fees?
 - a. less than \$1000
 - b. \$1,000 to \$5,000
 - c. \$5,000 to \$10,000
 - d. \$10,000 to \$20,000
 - e. More than \$20,000

6. What does it cost you to dispose of your old wood stove (removal, transportation, recycling)?
 - a. Less than \$100
 - b. \$100 to \$300
 - c. \$300 to \$500
 - d. \$500 to \$1,000
 - e. More than \$1,000

For the following questions:

1 = strongly disagree, 2 = disagree, 3 = neutral, 4 = agree, 5 = strongly agree

1. Why did you choose this type of replacement? (Please choose all that apply)
 - a. Appliance was affordable (1 2 3 4 5)
 - b. Cleaner burning/less smoke (1 2 3 4 5)
 - c. Fuel is affordable(1 2 3 4 5)
 - d. It works during a power outage(1 2 3 4 5)
 - e. Convenience(1 2 3 4 5)
 - f. More effective heat (warmer during cold weather)(1 2 3 4 5)
 - g. Includes air conditioning for hot weather (heat pump)(1 2 3 4 5)
 - h. Please add other reasons that are important to you if none of the above applies:

2. How would you rate the process of participating in the community wood smoke reduction program?
 - a. It was easy to find all the required information (1 2 3 4 5)
 - b. The information was clear and adequate (1 2 3 4 5)
 - c. It was easy to fill out the application form(1 2 3 4 5)
 - d. The local retailers were very helpful (1 2 3 4 5)
 - e. Did you recycle/destroy your old woodstove (Yes / No)? If yes, It was easy to recycle/destroy the old woodstove(1 2 3 4 5)

3. How would you rate your overall experience in participating in the program out of 5. 5 being great! _____
Please provide comments or suggestions to improve the program.

4. Did you take the BC Wood Smoke Education online course at https://www.fraserbasin.bc.ca/WoodSmokeCourse/story_html5.html ? (yes/No)

5. What is your family income range? (Optional)
 - a. Less than 40,000\$
 - b. 40,000\$ to 80,000\$
 - c. 80,000\$ to 120,000\$
 - d. 120,000\$ to 200,000\$
 - e. More than 200,000\$
 - f. Prefer not to answer

Added Efficiency:

If this is a **heat pump** installation and you are **keeping the wood burning appliance** as back up please complete this section (optional).

1. As the resident at

I use roughly _____ cords of wood per year. The source for my wood is:_____. I burn mostly ___pine ___birch ___alder ___other_____mix

2. I will try to tell the BVLDS AMS my annual cord usage for the next few years.

3. I commit to only using the wood stove under specific conditions (i.e., power outage and/or during cold weather when supplementary heat is required).

Heat Pump User Signature _____

Your answers are kept anonymous. We provide the data on what you burn to the Province of BC and BC Lung Association. This will help in managing the wood stove exchange program, making estimates of Provincial emission rates and timber requirements for home heating. Your answers are kept anonymous.

Finally and Thank-you

- If you are in the Town of Smithers - Did you provide a copy of your building permit for the new installation?
- Did you attend the Burn It Smart workshop this year?
- Did you get operational and efficiency tips for your new appliance?
- Did you get a Building Inspection?
- Would you like to become a member of the BVLDS AMS, a non profit society?